

The FGDM Statewide Evaluation: July 1, 2015 - June 30, 2016

Evaluation Overview



Pennsylvania has embraced Family Group Decision Making (FGDM) since 1999 and has engaged in evaluation of this practice since 2007. The FGDM Statewide Evaluation captures an array of information regarding the FGDM practice. All evaluation forms are submitted to the PA Child Welfare Resource Center for processing, managing, and reporting on data.

This report provides a summary of information assessing FGDM model fidelity that has been collected via the FGDM Participant Survey.

The following is a presentation of survey data which provide a measure of how well FGDM practice in Pennsylvania adheres to the FGDM model. Core areas of the FGDM model are family leadership, community partnerships, and cultural safety. Participants were surveyed for their perceptions regarding core areas, child safety, and their willingness to recommend FGDM.

The FGDM Statewide Evaluation: July 1, 2015 - June 30, 2016

Number of Conferences, Participants, and Surveys

Statewide, 11315 individuals from 53 of the 67 counties participated in 1235 conferences. Of the 11315 FGDM conference participants, 7600 submitted surveys to the FGDM Statewide Evaluation.

Statewide	
Number of Conferences	1235
Number of Surveys	7600

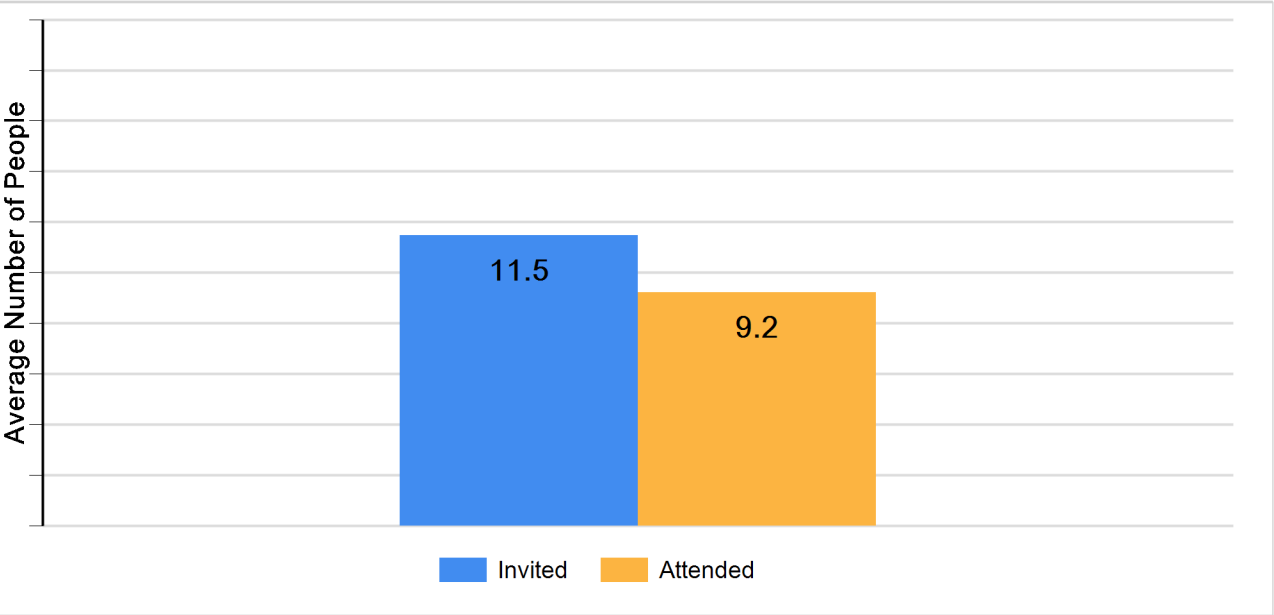
The FGDM Statewide Evaluation: July 1, 2015 - June 30, 2016

Who Attended FGDM Conferences?

Participants in the conference included family members, friends, community supports, service providers and other Natural and Professional Supports.

The graphs below display the average number of people invited to a conference and the average number of those who attended.

Statewide



The FGDM Statewide Evaluation: July 1, 2015 - June 30, 2016

Natural and Professional Supports Classifications

The remaining pages of the dashboard reference Natural Supports and Professional Supports. Broadly, Natural Supports reference relationships that occur in everyday life. They include parents, relatives, friends and similar others. The FGDM Statewide Evaluation categorizes Natural Supports into five distinct subcategories.

- Child/Youth: child/youth (focus of the meeting)
- Parents (Biological & Step): mother of the child, father of the child, stepfather of the child, stepmother of the child
- Relatives: siblings, mother's family, father's family
- Friends/Neighbors: friends/neighbors, mother's significant other, father's significant other, clergy, godparent of the child
- Legal Guardian of the Child

Professional Supports reference paid professionals who provide services to the target child and their family. This category classifies Professional Supports into seven discrete subcategories.

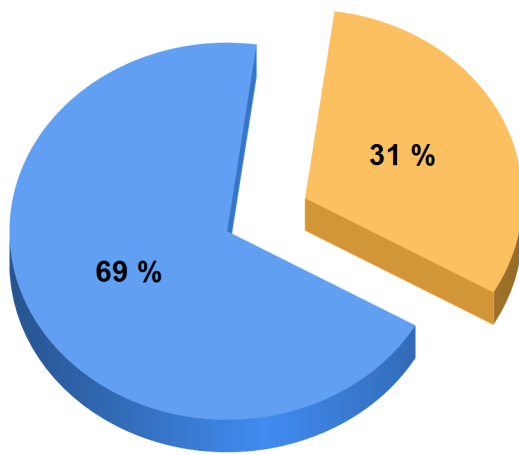
- Family Services Professional: CYS caseworker, CYS supervisor and family preservation services provider
- Criminal Justice Professionals: legal professional, juvenile probation/adult probation/parole
- Health Professionals: healthcare professional, mental health or intellectual & developmental disabilities professional, drug & alcohol professional
- Educational Professionals: early childhood developmental services professional, school professional
- Therapeutic Services: provider of therapeutic services, domestic violence professional
- Community Resources: housing professional, community support resource
- Foster Family of the Child

The FGDM Statewide Evaluation: July 1, 2015 - June 30, 2016

Who Attended FGDM Conferences?

These graphs display the percentage of Natural Supports and Professional Supports who attended FGDM conferences.

Statewide



■ Natural Supports ■ Professional Supports

The FGDM Statewide Evaluation: July 1, 2015 - June 30, 2016

FGDM Model Fidelity

The survey inquires about three core areas of the FGDM model. These areas include:

- **Family Leadership**: Examines the extent to which participants respect and support the family as the driving force in developing the plan
- **Community Partnerships**: Examines role clarity as well as preparation for the conference
- **Cultural Safety**: Examines the extent to which the conference was held in a way that felt right to the family group

Statewide Average Rating

Family Leadership	3.55
Community Partnership	3.61
Cultural Safety	3.61

Ratings range from 1-4, where 1=Strongly Disagree and 4=Strongly Agree

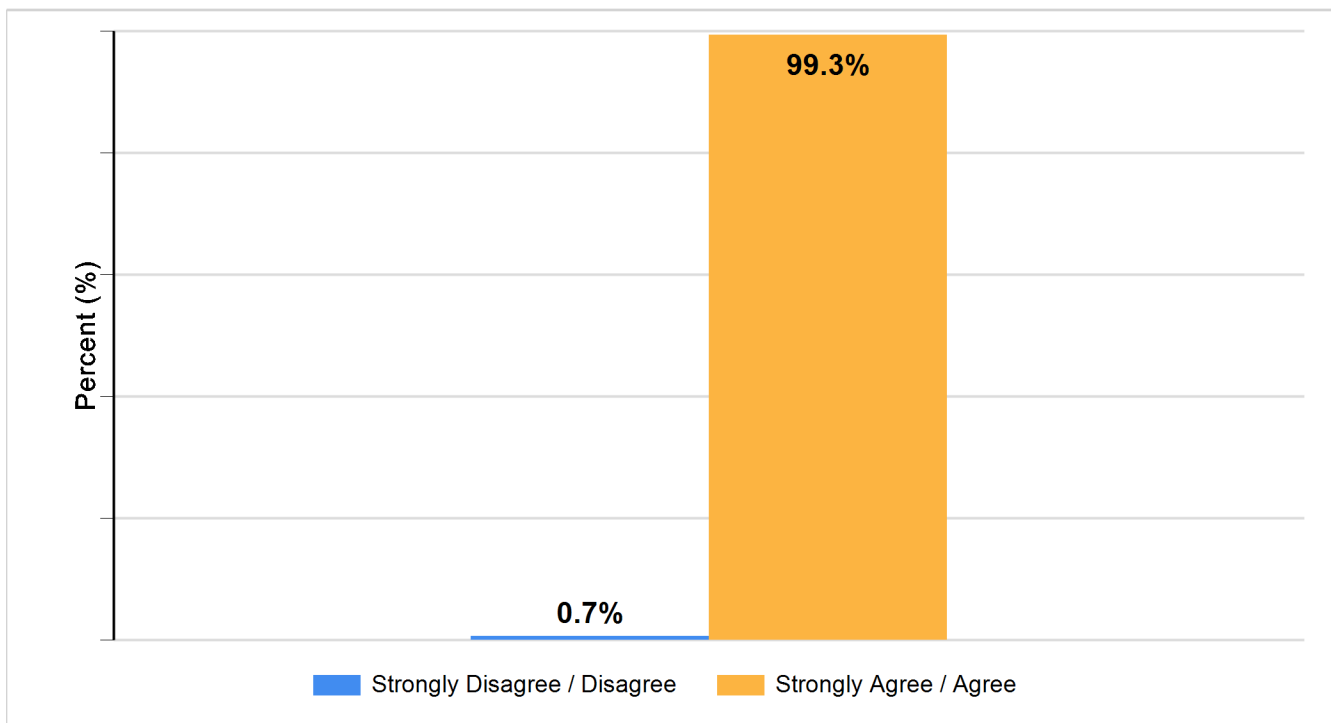
The FGDM Statewide Evaluation: July 1, 2015 - June 30, 2016

Model Fidelity: Family Leadership

Family Leadership *items* examine the extent to which family members are treated as competent decision-makers within the FGDM conference.

The Statewide data suggest families feel a sense of ownership during the FGDM conference and believe they are the driving force of the plan.

Statewide



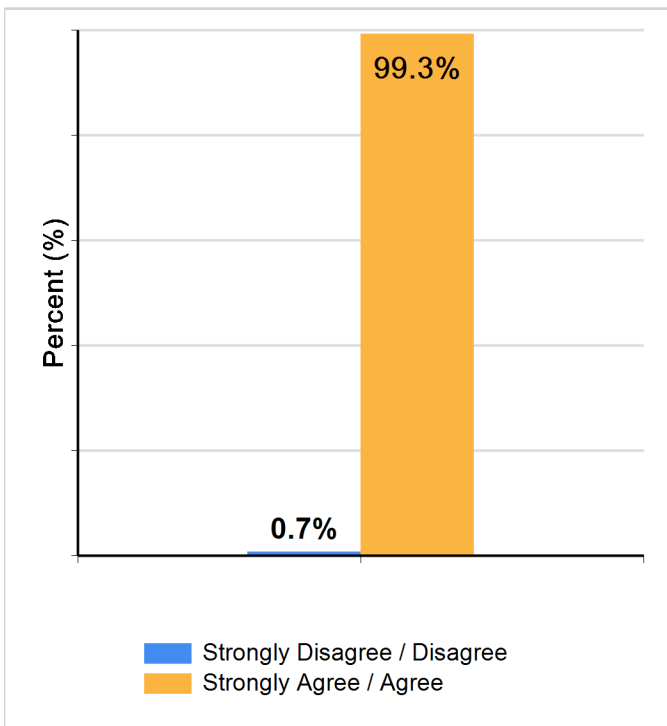
The FGDM Statewide Evaluation: July 1, 2015 - June 30, 2016

Model Fidelity: Family Leadership

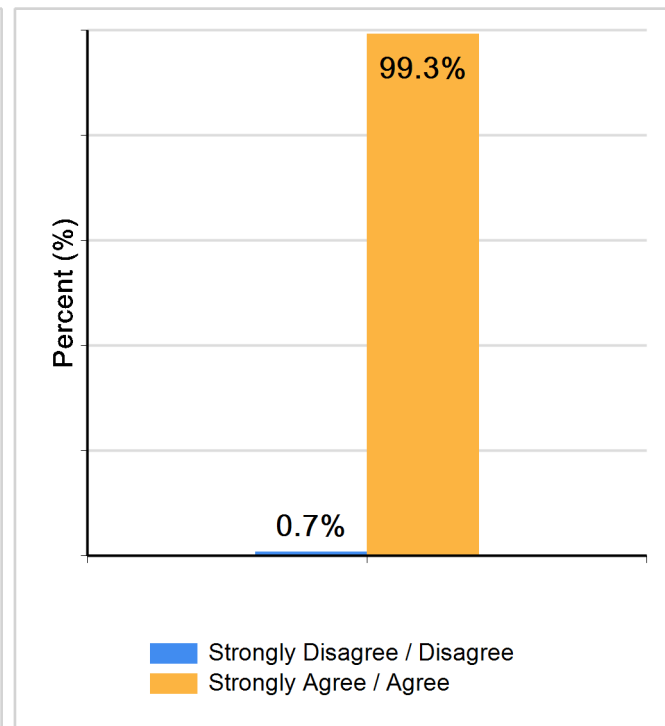
Family Leadership *items* examine the extent to which family members are treated as competent decision-makers within the FGDM conference.

The Statewide data suggest families feel a sense of ownership during the FGDM conference and believe they are the driving force of the plan.

Statewide - Natural Supports



Statewide - Professional Supports



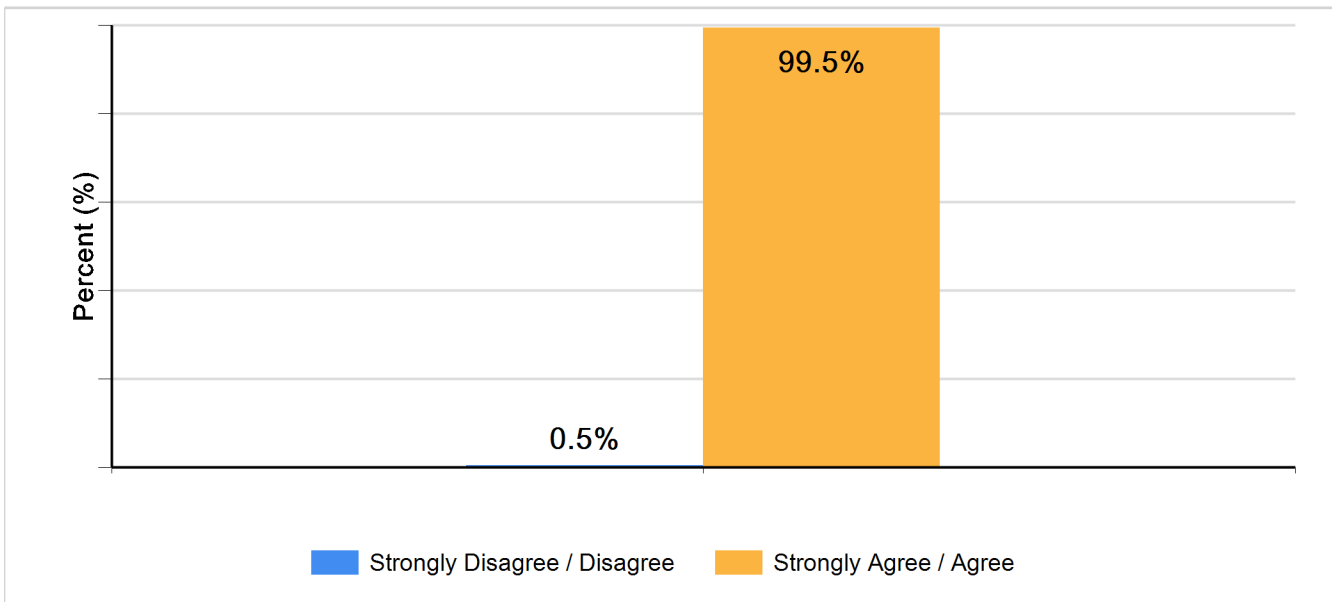
The FGDM Statewide Evaluation: July 1, 2015 - June 30, 2016

Model Fidelity: Community Partnership

Community Partnership [items](#) assess the extent to which providers and families understand why conferences are being held and are clear about their role in the conference.

The Statewide data suggests conference participants understood the reasons for the conference and their role in the conference.

Statewide



The FGDM Statewide Evaluation: July 1, 2015 - June 30, 2016

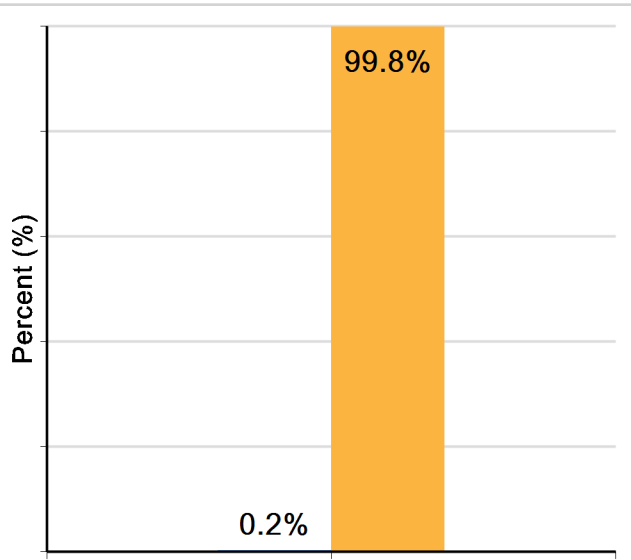
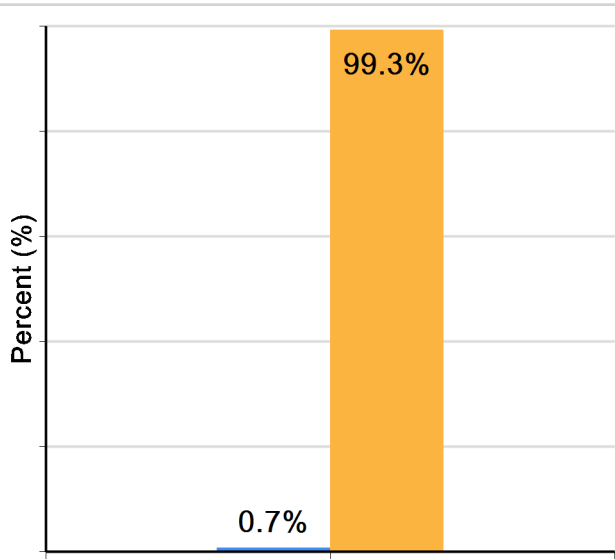
Model Fidelity: Community Partnership

Community Partnership *items* assess the extent to which providers and families understand why conferences are being held and are clear about their role in the conference.

The Statewide data suggests conference participants understood the reasons for the conference and their role in the conference.

Statewide - Natural Supports

Statewide - Professional Supports



Strongly Disagree / Disagree
Strongly Agree / Agree

Strongly Disagree / Disagree
Strongly Agree / Agree

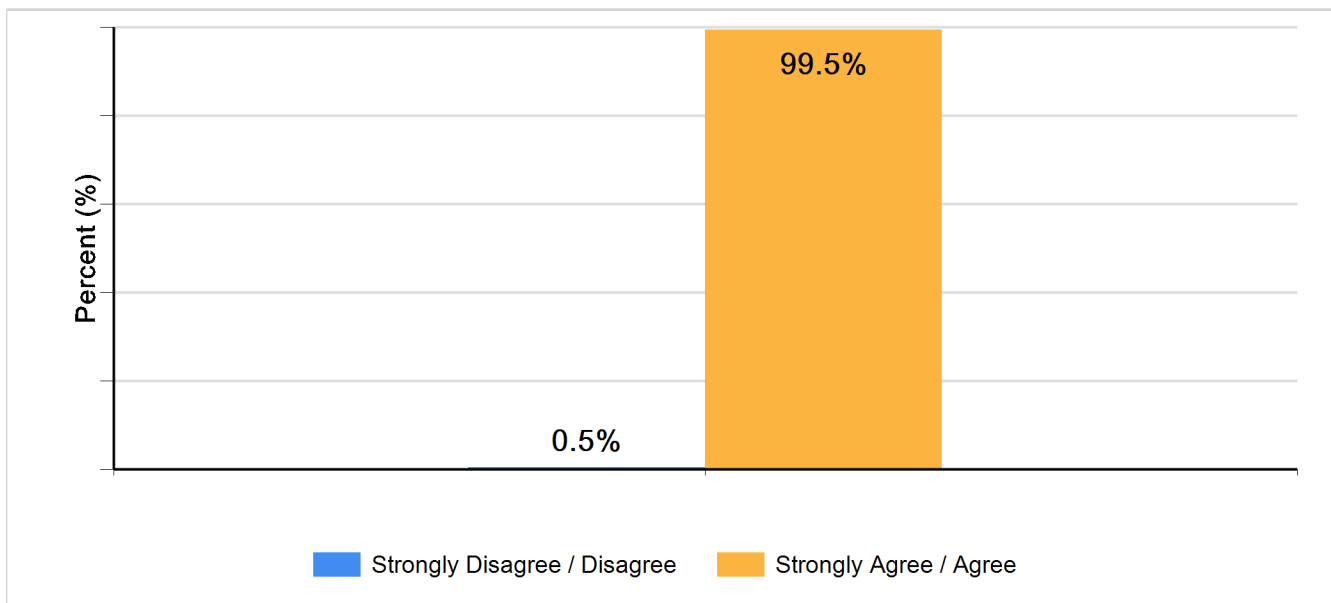
The FGDM Statewide Evaluation: July 1, 2015 - June 30, 2016

Model Fidelity: Cultural Safety

Cultural Safety *items* assess the extent to which the conference was held in a way that felt right to the family group.

The Statewide data suggests FGDM is sensitive to the comfort and needs of the family.

Statewide



The FGDM Statewide Evaluation: July 1, 2015 - June 30, 2016

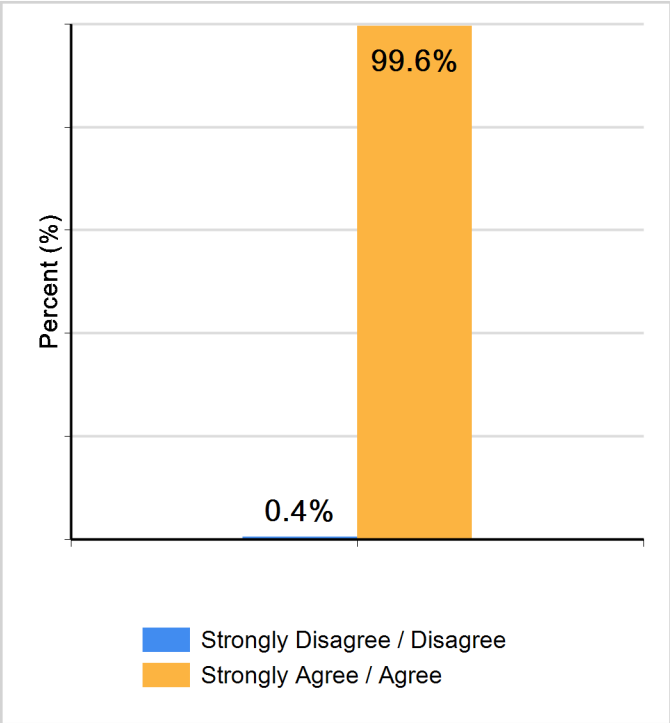
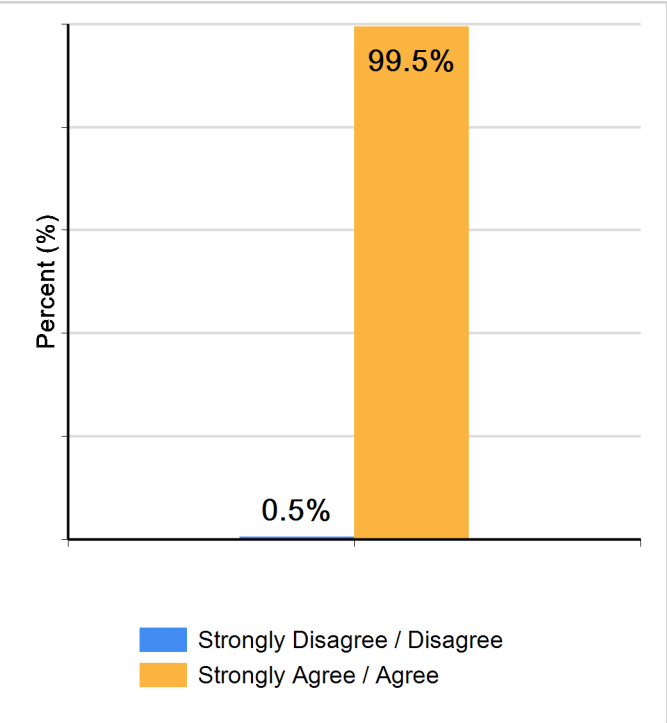
Model Fidelity: Cultural Safety

Cultural Safety *items* assess the extent to which the conference was held in a way that felt right to the family group.

The Statewide data suggests FGDM is sensitive to the comfort and needs of the family.

Statewide - Natural Supports

Statewide - Professional Supports

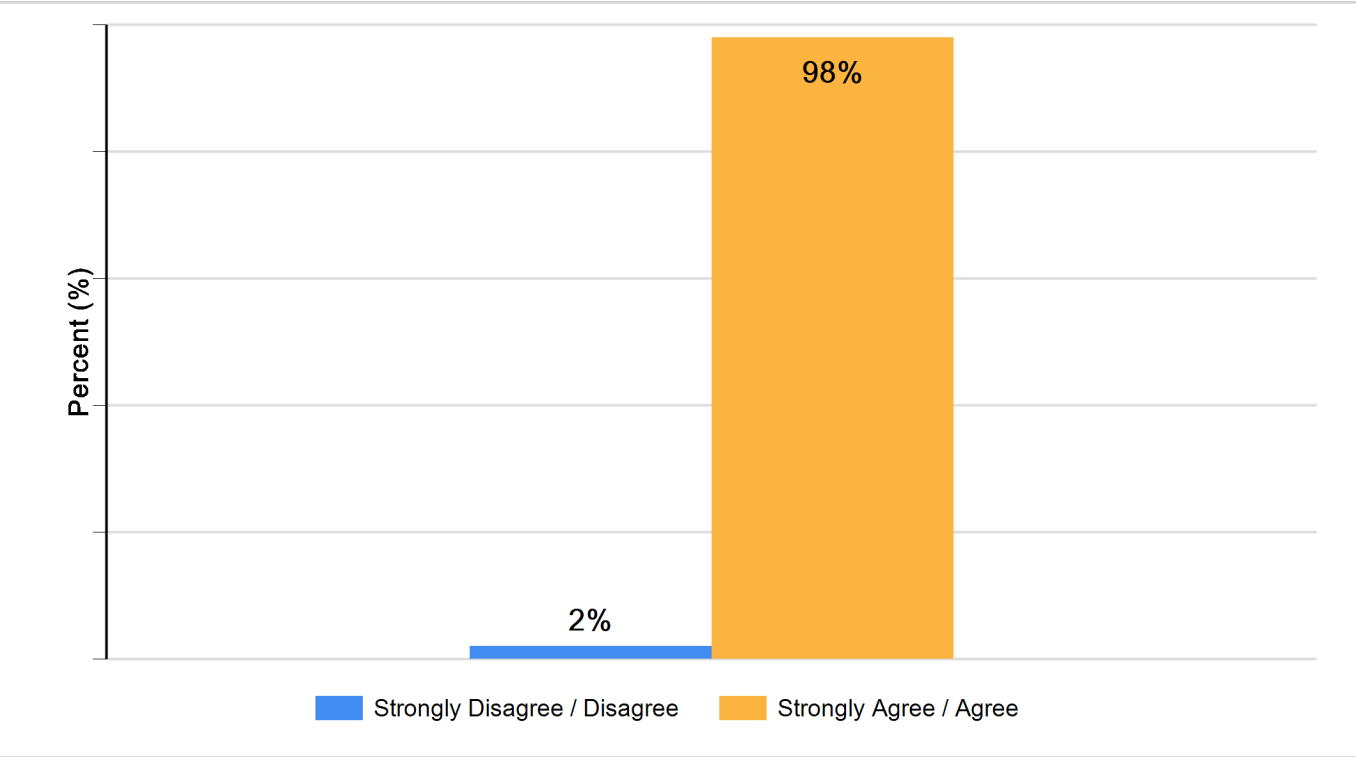


The FGDM Statewide Evaluation: July 1, 2015 - June 30, 2016

Perceptions of Child Safety

Across the state, nearly all participants agreed or strongly agreed with the statement, 'The child(ren) will be safer as a result of this plan.'

Statewide



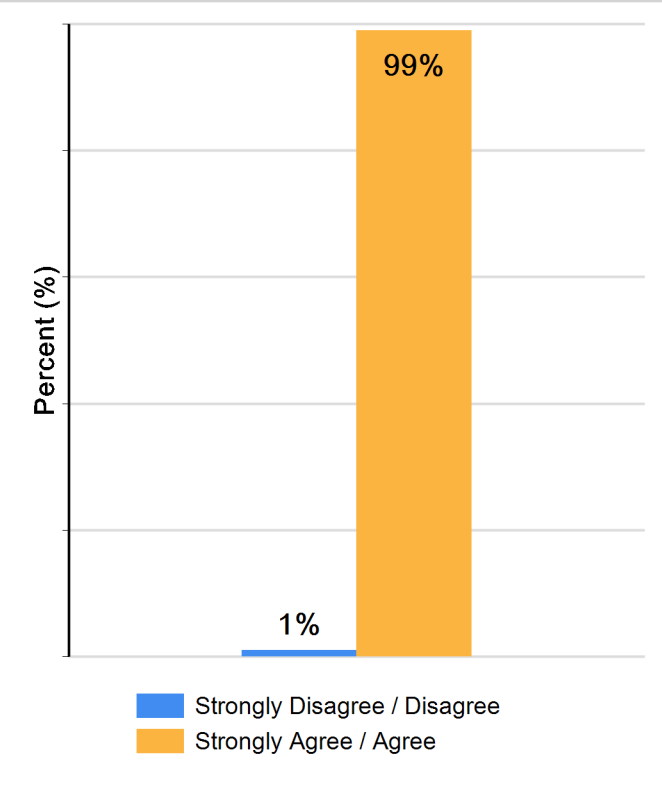
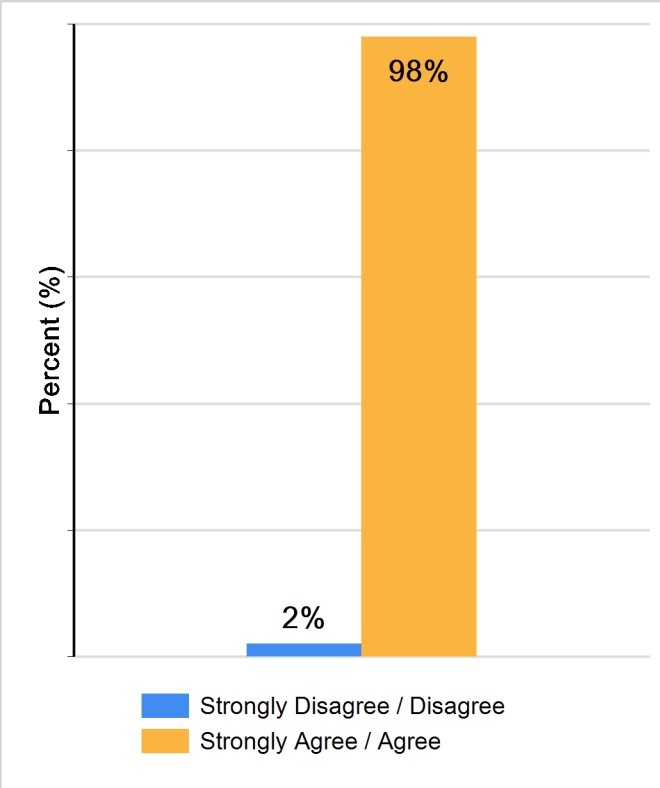
The FGDM Statewide Evaluation: July 1, 2015 - June 30, 2016

Perceptions of Child Safety

Across the State, nearly all of the Natural Supports and Professionals who participated in conferences agreed or strongly agreed with the statement, 'The Child(ren) will be safer as a result of this plan.'

Statewide - Natural Supports

Statewide - Professional Supports

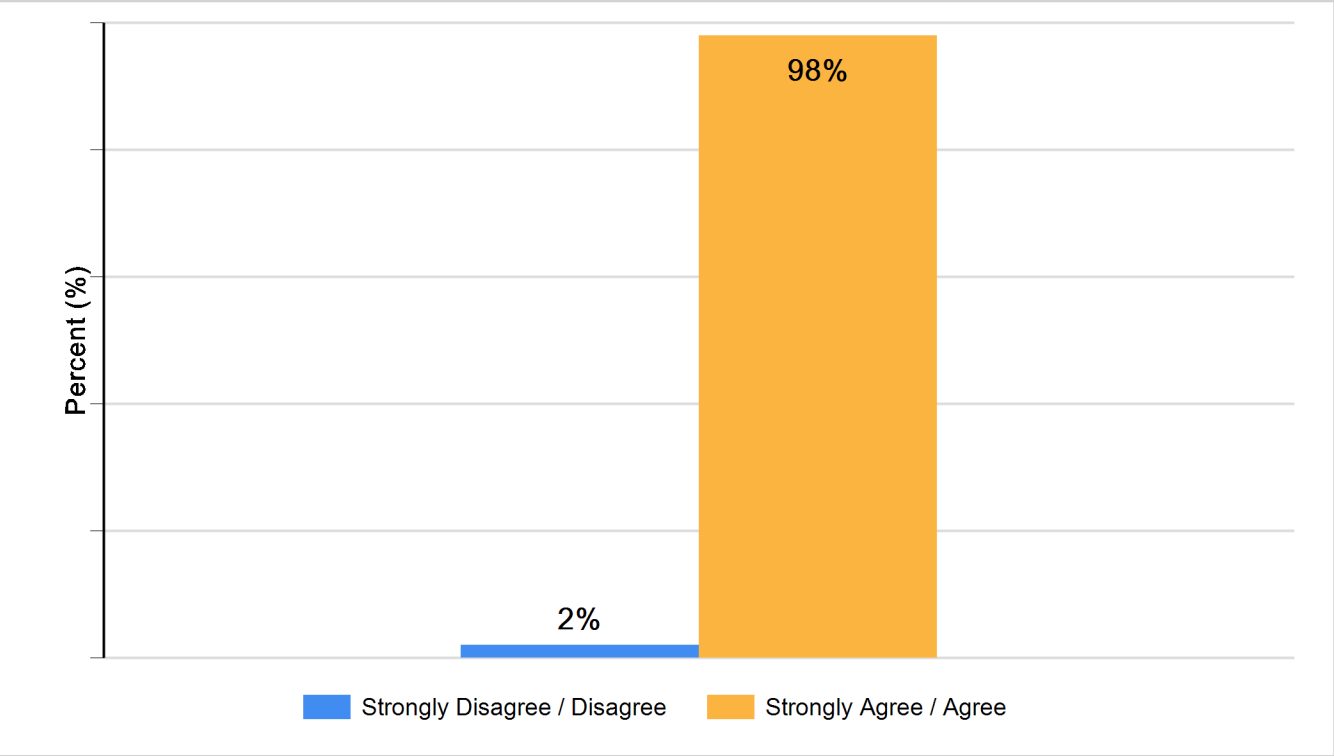


The FGDM Statewide Evaluation: July 1, 2015 - June 30, 2016

Recommending FGDM Conferences

Across the State, nearly all of the Natural Supports and Professional Supports who participated in conferences agreed or strongly agreed with the statement, 'I would recommend family group to other families.'

Statewide



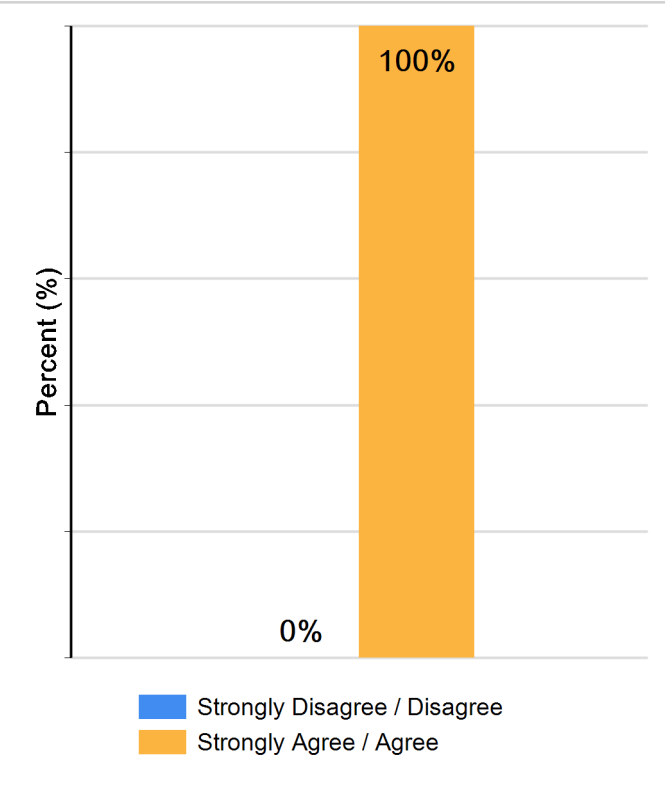
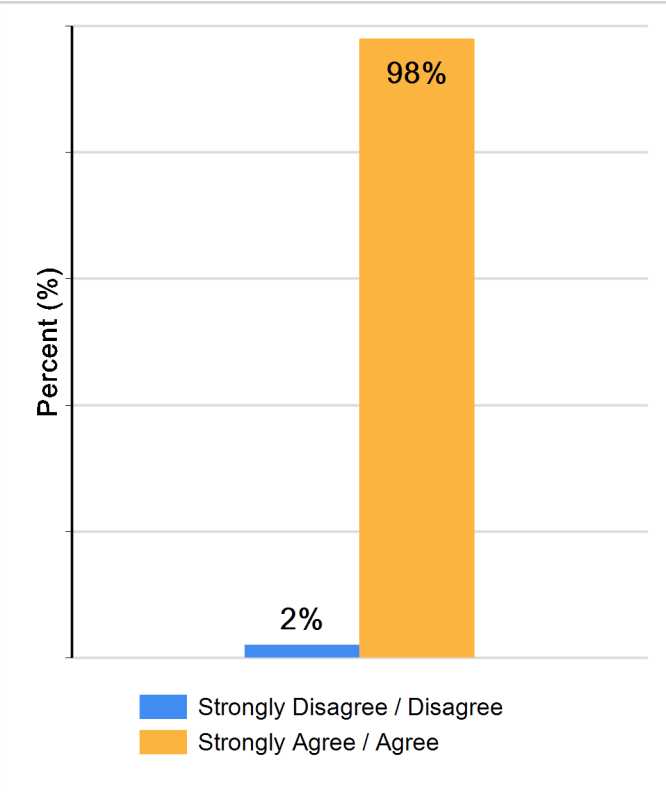
The FGDM Statewide Evaluation: July 1, 2015 - June 30, 2016

Recommending FGDM Conferences

Across the State, nearly all of the Natural Supports and Professional Supports who participated in conferences agreed or strongly agreed with the statement, 'I would recommend family group to other families.'

Statewide - Natural Supports

Statewide - Professional Supports



**The FGDM Statewide Evaluation:
July 1, 2015 - June 30, 2016**

Thank You

Thank you for reviewing the FY 2015 – 2016 FGDM Statewide Evaluation Dashboard. In the coming months we will add additional information to the dashboard, so stay tuned. We look forward to your continued involvement and support in the FGDM Statewide Evaluation!